




**Collection Instructions:**

- 1) Pee in the clear cup.




- 2) Pour from cup into brown sample tubes.



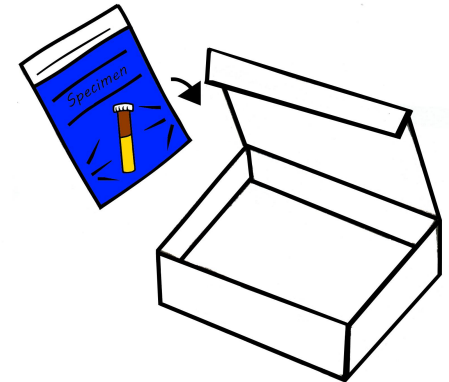
- 3) Throw the original clear plastic cup into the trash.



- 4) Make sure the lid to the brown tube is on tight. Then, place the brown tubes in the specimen bag with the gauze. Fill out the paperwork, and be sure to **sign the form** or your sample will **NOT** be tested.



- 5) Place the completed paperwork and your sample into the box provided.



- 6) Once everything is packed in the box with the return shipping label, tape it shut. Make sure it is secure so your sample ships safely!

